



























LEGEND

	4-year warranty		Non-Anodized
	Restriction of Hazardous Substance		Silver Anodized
	Recessed		Black Anodized
	Bendable		White
	Closet-Rated		Focusing Lens with 100% light transmission
	IP22		Universal Clear Pro with 91% light transmission
	Static White		Universal Frosted Pro with 80% light transmission
	High Density		Universal Clear with 85% light transmission
	Full Spectrum		Universal Frosted with 70% light transmission
	Side Emitting		Extreme Clear with 89% light transmission
	Ultra Slim		Extreme Frosted with 70% light transmission
	Dim to Warm		In-Ground Frosted with 58% light transmission
	Tunable White		Ultra Slim Frosted with 70% light transmission

*Most Xicato Channels are IP65 ready with proper sealant applied around the end caps to completely seal the XFL inside the channel.

Xicato designs and delivers one of the broadest portfolio spot and linear light sources and electronics that enable architects, designers and building managers to create beautiful, smart spaces in which people love to live and work. With thousands of installations around the globe, Xicato continues to be a leading supplier of high quality lighting solutions. Xicato is defining the future of intelligent light sources by integrating electronics, software and connectivity. Founded in 2007, Xicato has offices in China, Europe and the U.S., with it's headquarters based in Silicon Valley.



See legend on first page

Product Description

- Set of two profiles designed for recessed illumination with a slim profile
- Mounting strip and separate extrusion recessed inside for parallel light direction
- Can be mounted at any distance from the edge of the niche
- Easy servicing

Finish

Non anodized (raw) **NA**

XCC-L Lenses*

PRO CL	PRO FR	UNV CL	UNV FR	EX CL	EX FR
91%	80%	85%	70%	89%	70%

XCC-L-PRO-CL
 XCC-L-PRO-FR
 XCC-L-UNV-CL
 XCC-L-UNV-FR
 XCC-L-EX-CL
 XCC-L-EX-FR

XCC-E End Caps*

XCC-E-COVE-NA-NC-STD

XCC-M Mountings*

XCC-M-X180-SA-XYZ

Internal Dimensions

Height: 4mm
 Width for LED: 10.8mm

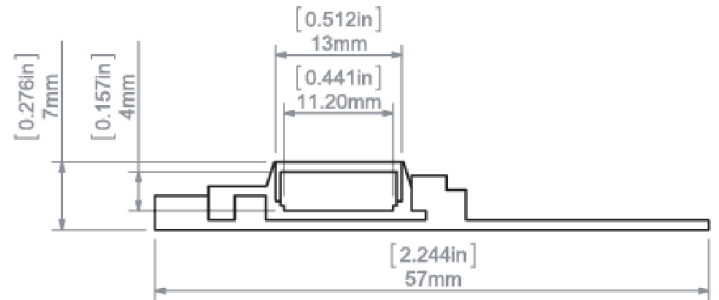
Compatible XFL Products

22	→	SW	HD	FS	US	DW	TW
-----------	---	-----------	-----------	-----------	-----------	-----------	-----------

Product Image



Technical Drawing



As Installed



SKU Information

Product	Collection	Name Code	Surface Code	Length
XCC	C	CSL	NA	1
				2

*For more detailed information please see Compatible Accessories guide

Technical Specification

Application:

- Ambient lighting of architectural niches located a short distance from the wall
- The light is directed to the ceiling

Mounting:

- Using screws appropriately selected for the mounting surface

Additional information:

- Can be mounted horizontally or vertically
- Space for LED strip: 0.44" / 10.8 mm

Note

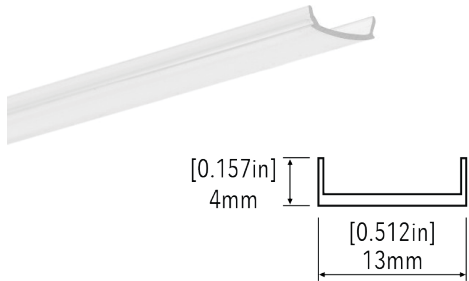
- Prior to mounting, the strip must be pre-drilled to avoid unwanted deflection
- This manual provides all details of mounting methods and direction of screw mounting
- Rigid mounting of extrusion can be performed with a silicone cord (included in the set)

Turn off LED lights during peak day light hours in outdoor applications to avoid excessive heat buildup which will result in diminished LED life

Compatible Lenses

XCC-L-PRO-CL Universal Clear - Pro

**PRO
CL**
91%



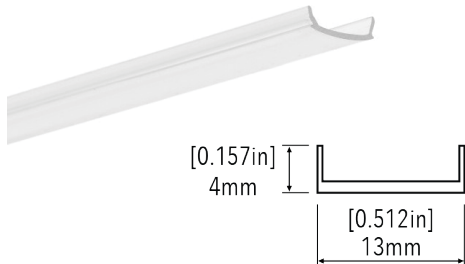
Description

Easy snap-in lens allows for simplified field installation measuring 13mm wide and 4mm in height with increased UV resistance. Transmits 91% light.

SKU				
Product	Collection	Name Code	Surface Code	Length
XCC	L	PRO	CL	1
				2

XCC-L-PRO-FR Universal Frosted - Pro

**PRO
FR**
80%



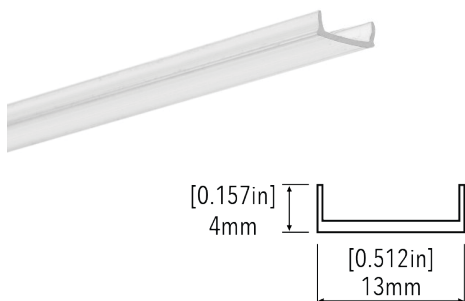
Description

Easy snap-in lens allows for simplified field installation measuring 13mm wide and 4mm in height. Increased UV resistance with 80% light transmission in the frosted version.

SKU				
Product	Collection	Name Code	Surface Code	Length
XCC	L	PRO	FR	1
				2

XCC-L-UNV-CL Universal Clear

**UNV
CL**
85%



Description

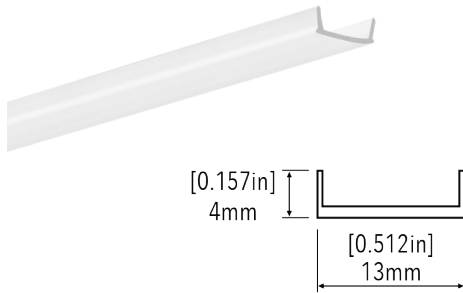
Basic 13mm wide and 4mm in height lens that is compatible with most of Xicato's channels, not UV resistant so best for indoor applications. Transmits 85% light.

SKU				
Product	Collection	Name Code	Surface Code	Length
XCC	L	UNV	CL	1
				2

Compatible Lenses (Continued)

XCC-L-UNV-FR Universal Frosted

**UNV
FR**
70%



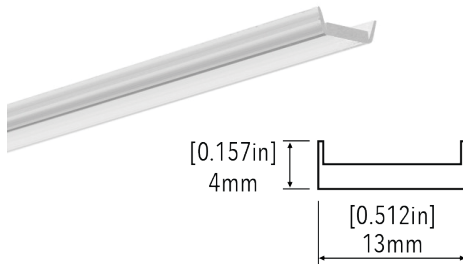
Description

Basic 13mm wide and 4mm in height lens that is compatible with most of Xicato's channels, not UV resistant so best for indoor applications. Transmits 70% light.

SKU				
Product	Collection	Name Code	Surface Code	Length
XCC	L	UNV	FR	1
				2

XCC-L-EX-CL Extreme Clear

**EX
CL**
89%



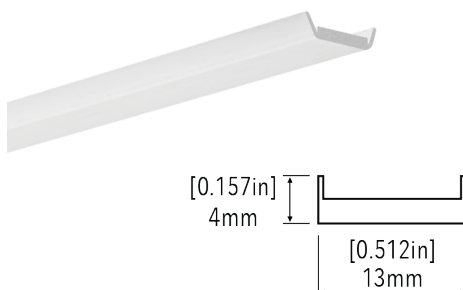
Description

13mm wide and 4mm in height, these rigid covers are durable under extreme climate condition. Double-sided UV protection withstanding temperatures of up to 248°F with 89% light transmission.

SKU				
Product	Collection	Name Code	Surface Code	Length
XCC	L	EX	CL	1
				2
				3

XCC-L-EX-FR Extreme Frosted

**EX
FR**
70%



Description

13mm wide and 4mm in height, these rigid covers are durable under extreme climate condition. Double-sided UV protection withstanding temperatures of up to 248°F with 70% light transmission in the frosted version.

SKU				
Product	Collection	Name Code	Surface Code	Length
XCC	L	EX	FR	1
				2
				3

Compatible End Caps

XCC-E-COVE-NA-NC-STD



Description

Basic PP end cap in gray. High resistance to damage. Will not corrode. Simple assembly. Aesthetically finishes the extrusion.

SKU			
Product Number	Material	Color	UV Resistant
XCC-E-COVE-NA-NC-STD	PP	GREY	NO

Compatible Mountings

XCC-M-X180-SA-XYZ



Description

Simple mounting bracket for straight and angular channels. Can be used for stabilizing channels combined into strings or polygonal arrangements.

SKU			
Product Number	Thickness	Material	Color
XCC-M-X180-SA-XYZ	1.2mm	STEEL	STEEL GREY

Required Parts



Extrusion (A)



Mounting strip (B)



Cover (C)



End cap (D)

Required Tools

- Drill
- Screwdriver



Silicone cord (E)



LED strip (F)

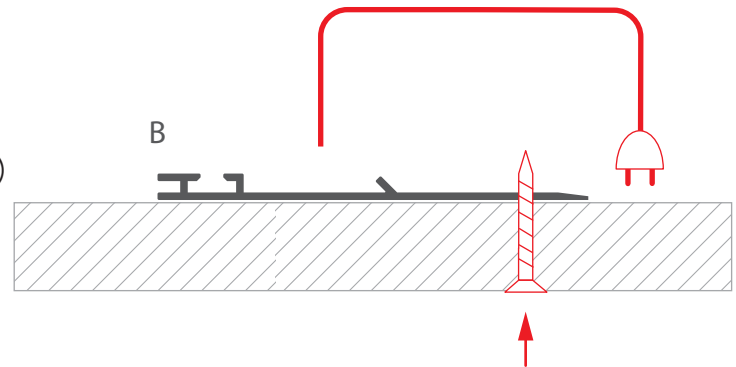
Important

- All LED strips should be connected to a 24 V power supply
- The mounting instructions present the basic form of assembly. More methods and related accessories can be found at www.Xicato.com

Mounting Instructions

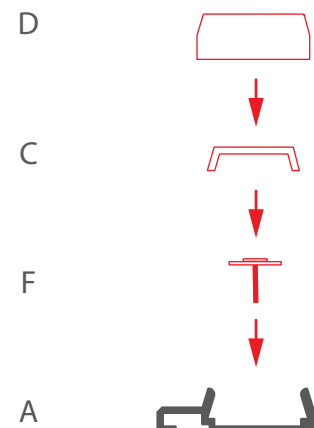
1

Feed the power cable and attach the mounting strip (B) to the surface with screws.



2

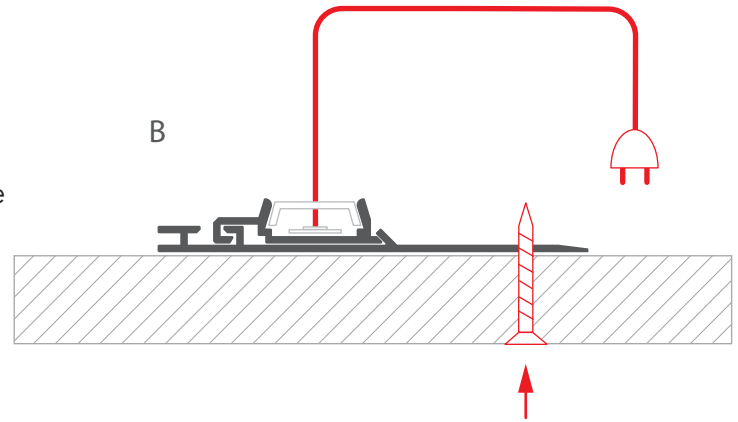
Feed the power cable. Mount the LED strip (F) and insert the cover (C) and end cap (D).



Mounting Instructions (Continued)

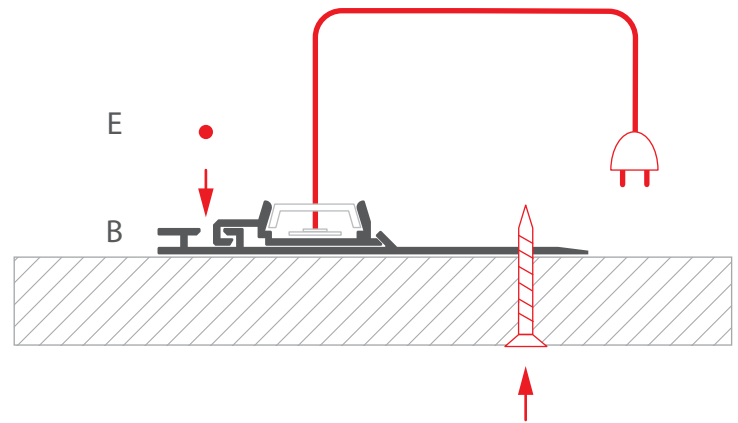
3

Connect power and assemble the extrusion (A) with the mounting strip (B).



4

Feed the silicone cord (E) into the hole.





Xicato Global Headquarters

102 Cooper Court,
Los Gatos, CA 95032

Contact Us

Tel: +1 866 223 8395
info@xicato.com
www.xicato.com

For the most up-to-date data sheet, please visit xicato.com/support.