



XFL Flexible Linear LED

Static White

Xicato designs and delivers one of the broadest portfolio spot and linear light sources and electronics that enable architects, designers and building managers to create beautiful, smart spaces in which people love to live and work. With thousands of installations around the globe, Xicato continues to be a leading supplier of high quality lighting solutions. Xicato is defining the future of intelligent light sources by integrating electronics, software and connectivity. Founded in 2007, Xicato's headquarters is based in Silicon Valley and the company has offices in China, Europe and the US.

XFL Flexible Linear LED

Static White

Features

- Unmatched performance for CRI, R9, Fidelity and Gamut
- Premium ≤ 2 SDCM color consistency
- High Density 240 LEDs/m
- 24V input, standard for simpler power and design
- Superior construction for higher reliability and heat management
- 10-year warranty

Spec Locks

Spec Locks	Gold Plated PCB	CRI	R9	Gamut	Fidelity	SDCM Steps	Max Run	Luminous Efficacy	Benefits
Static White									Superior Construction, long lifespan, high concentration of LEDs/m Supported by Xicato Bluetooth® Mesh Control portfolio

XFL SKU Builder / Ordering Part Number

The Xicato part number is built as follows: XFL-AA-BBCC-DDDEE-FFGG-HHHHH

XFL	--	SW	--	24	1.0	--	240	67	--	22	95	--	SP005
XFL	--	SW	--	24		--	240	67	--		95	--	
Product		Collection		Voltage	Watts/foot*		LEDs/meter	IP Rating		CCT	CRI		Spool Length (m)**
					1.0					22 = 2200			5
					3.0					25 = 2500			10
					4.4					27 = 2700			
					5.0					30 = 3000			
					6.6					35 = 3500			
										41 = 4100			

* 1 Watt/foot = 3.28 Watts/meter

** 5m Spool Length = 16.4 feet

Specifications

Common properties across all SKUs

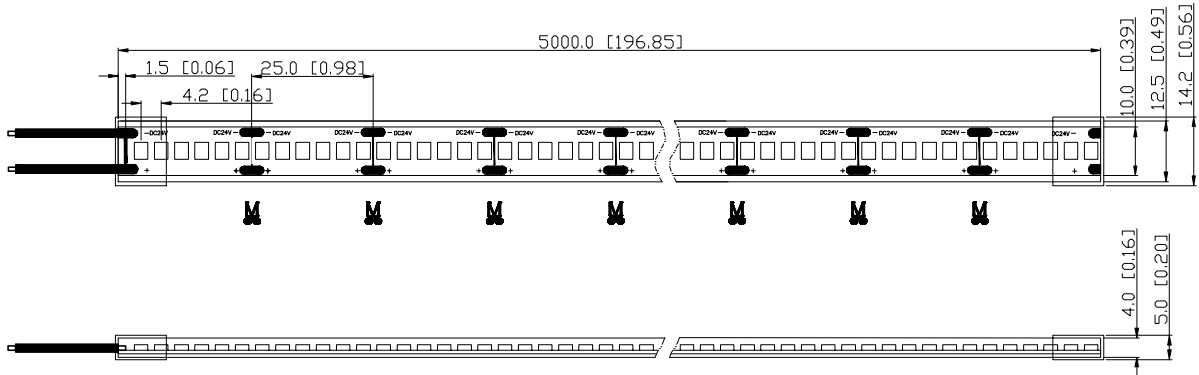
Color	Beam Angle	CRI	Voltage	IP Rating	Minimum Cuttable Length	LEDs/m	Profile	Standard Spool Length m (ft)	Operating Temperature	Storage Temperature
W	120°	95	24VDC	65	25mm (0.98")	240	10mm (0.39")	5 (16.4) 10 (32.8)	-20°C to 60°C	-20~ +70°C

Model No.	CCT	Efficacy (lm/W)	Flux lm/ft (lm/m)	Watts/m (W/ft)	Max Run Length m (ft)
XFL-SW-241.0-24067-2295	2200	63	63 (209)	3.28 (1)	12 (39.4)
XFL-SW-241.0-24067-2595	2500	70	70 (232)		
XFL-SW-241.0-24067-2795	2700	86	85 (282)		
XFL-SW-241.0-24067-3095	3000	86	86 (284)		
XFL-SW-241.0-24067-3595	3500	87	87 (288)		
XFL-SW-241.0-24067-4195	4100	90	90 (296)		
XFL-SW-243.0-24067-2295	2200	61	184 (604)	9.84 (3)	7.5 (24.6)
XFL-SW-243.0-24067-2595	2500	67	203 (668)		
XFL-SW-243.0-24067-2795	2700	82	248 (814)		
XFL-SW-243.0-24067-3095	3000	83	250 (821)		
XFL-SW-243.0-24067-3595	3500	84	253 (832)		
XFL-SW-243.0-24067-4195	4100	86	259 (853)		
XFL-SW-244.4-24067-2295	2200	61	270 (886)	14.43 (4.4)	6.5 (21.3)
XFL-SW-244.4-24067-2595	2500	67	298 (980)		
XFL-SW-244.4-24067-2795	2700	82	363 (1193)		
XFL-SW-244.4-24067-3095	3000	83	366 (1203)		
XFL-SW-244.4-24067-3595	3500	84	371 (1219)		
XFL-SW-244.4-24067-4195	4100	86	381 (1251)		
XFL-SW-245.0-24067-2295	2200	60	300 (986)	16.4 (5)	6 (19.7)
XFL-SW-245.0-24067-2595	2500	66	332 (1092)		
XFL-SW-245.0-24067-2795	2700	81	404 (1328)		
XFL-SW-245.0-24067-3095	3000	81	409 (1342)		
XFL-SW-245.0-24067-3595	3500	82	413 (1358)		
XFL-SW-245.0-24067-4195	4100	85	424 (1394)		
XFL-SW-246.0-24067-2295	2200	59	353 (1161)	19.68 (6)	5 (16.4)
XFL-SW-246.0-24067-2595	2500	65	391 (1285)		
XFL-SW-246.0-24067-2795	2700	79	476 (1563)		
XFL-SW-246.0-24067-3095	3000	80	480 (1576)		
XFL-SW-246.0-24067-3595	3500	81	487 (1598)		
XFL-SW-246.0-24067-4195	4100	83	499 (1639)		

Note:

1. Test environment temperature : 25±2°C.
2. Values above represent typical performance.
3. Luminous flux is tested at each CCT.
4. Luminous efficiency is a measured value.
5. Max run length is in reference to a single feed.
6. Max run length refers to operating length at UL class II @100W, 24V.
7. The luminous flux and power are listed within ±10%.

Profile Drawings



Units: mm (inches)
 Note: Tolerance ± 0.5 mm

Max Bending Radius: Rmin = 20mm



Xicato Controls and Integration

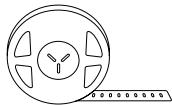
The XFL Portfolio is part of Xicato’s comprehensive end-to-end systems, energizing environments through brilliant lighting and Smart Controls.



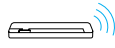
Xicato App/Software



Remote Interface



24V —▶ Xicato Flexible Linear



--- Smart/Connected Driver



--- Xicato Gateway



--- Local LAN Wifi Router

--- Connected via Bluetooth Mesh

Connectors

For a complete list of connectors, please visit xicato.com/xfi.

Aluminum Channels

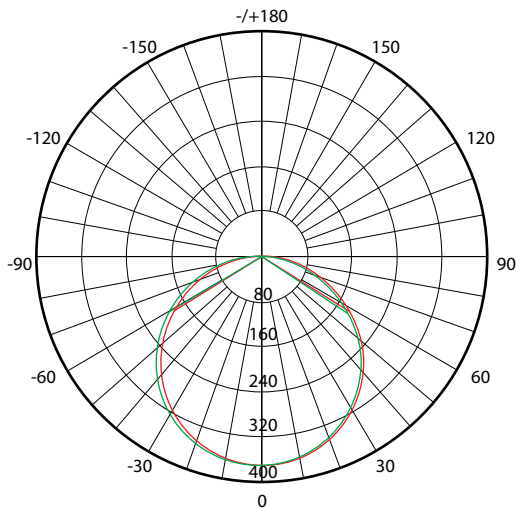
For a complete list of commonly used profiles with this product, please visit xicato.com/xfi.

Installation

Affix with 3M self adhesive tape. 3M tape is included with XFL.

Visit xicato.com/support to download XFL Flexible Linear LED Installation Instructions for Wet Location Linear Lighting.

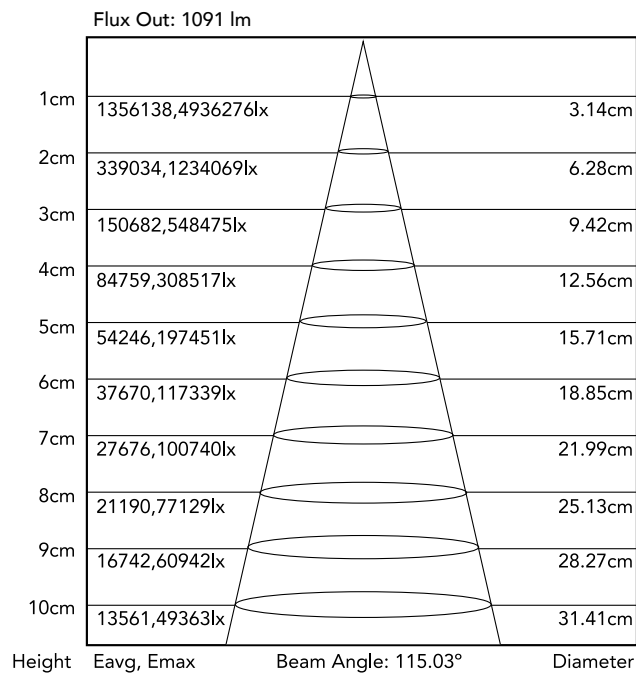
Polar Luminous Intensity Diagram



AVERAGE BEAM ANGLE(50%): 115.2°

Unit: cd
 — C0/180,115.0°
 — C90/270,115.3°

Illuminance Cone Diagram



Note:

The above two figures are tested with the sample at color temperature 3000K.

Photometric diagrams displayed are for the IP22 tape and do not take the sleeve into account.

Warning

1. This product should be installed and serviced in accordance with local and national electrical code regulations by a qualified, licensed electrician. If you are unclear as to how to install and wire this product, contact a qualified professional.
2. Tape light should only be powered by a UL Listed Class 2 DC 24V power supply.
3. Always disconnect the power supply before cutting or connecting tape light. Never attempt any work before shutting off the electricity.
4. Do not exceed maximum tape light run length. Series connections must be within the maximum run length.
5. LED tape light is designed to be cut at designated cut points only. Cutting anywhere other than the cut points will result in damage to the tape light.
6. Do not stare directly into LED lights when illuminated.
7. Do not power LED tape while coiled on reel.
8. Adhere tape to a clean, dry mounting surface free of oils, silicones and dirt particles. If surface is electrically conductive, isolation between soldering points and mounting surface is necessary.
9. Do not install LED tape in a location with direct exposure to the sun or where the ambient temperature is outside the listed temperature range of the product.
10. Prior to installation, verify all components (LED tape, driver, control, & accessories) are compatible. Configure and pre-test your LED system prior to installation to ensure all components are operating correctly.
11. Unused product should be properly placed and stored in an anti static bag
12. Failure to follow safety warnings, and installation instructions will void the warranty for this product.

Consumer Acknowledgment

Xicato, Inc. stands behind its products when they are used in accordance with our specifications. When purchasing Xicato products, the customer agrees and acknowledges that design, configuration and installation are complex processes not managed by Xicato, and minor changes or errors in layout and infield adjustments may have a significant impact. Choosing correct components is critical. Xicato will work with the original purchaser to make product selections to the extent of the limited information that the customer provides, but Xicato cannot design a system that anticipates all unknown factors. For this reason, our Warranty does not cover problems caused by improper design, configuration or installation issues. Xicato strongly recommends that licensed professionals be used in the design and installation of any lighting systems with Xicato products. The specifications include important information that should be reviewed and followed.

Please read our full Terms and Conditions to understand what is covered by Xicato's official warranty.

Regulatory Information

Electrical Safety & Handling

CE	IEC 62031:2008
UL	UL 8750 Cert E499492
Model	XFL-SW-24-67-X
Type	XFL-SW-24aa-bb67-Xcc-dd

Warranty

Warranty Duration	10 year
--------------------------	---------

Energy Efficiency & Performance

CEC Title 24	JA8.5 (JA8-2019)
Models	FS, HD, SW, US





Xicato Global Headquarters

101 Daggett Drive
San Jose, CA 95134

Contact Us

Tel: +1 866 223 8395
info@xicato.com

For the most up-to-date data sheet, please visit xicato.com/support.

2020 Xicato, Inc. Product specifications are subject to change without notice. Xicato and the Xicato stylized logo design are registered trademarks of Xicato.